

Washroom solutions



For:

Toilets

Removes:

- Limescale
- Stains



Hazards:
Causes serious eye irritation.
May cause respiratory irritation
(Toilet Cleaner powder only).



- Add 2 scoops into the toilet bowl
- Watch it foam
- Brush to cover all surfaces
- Leave overnight for best results



- Half fill 1L bottle with water
- Open sachet pour in
- Seal & shake for 60 seconds
- Top up with water & shake

Product is instantly ready to use but thickens over 1 hour

For:
 Toilets
 Showers
 Sinks

Removes:

- Limescale
- Stains



Hazards:
Causes serious eye irritation.



- | | | |
|--|---|--|
| Daily housekeeping | Weekly descaling | Heavy descaling |
| <ol style="list-style-type: none"> Add, 1, 2 or 3 scoops & water | <ol style="list-style-type: none"> Shake for 30 seconds | <ol style="list-style-type: none"> Spray & leave |
| | <ol style="list-style-type: none"> Wipe away | |

For:
 Drains
 Showers
 Sinks

Removes:

- Hair
- Organic waste
- Fat



Hazards:
Causes serious eye damage.



- For 10 seconds run warm water
- Add 1 scoop into the drain
- Leave for 1 hour or overnight for best results

For:

Urinals

Removes:

- Odours
- Blockages



-
- 1 x scoop & 1 x cup warm water into urinal
 - Daily for 7-10 days



Hazards:
Causes serious eye damage.



-
- 1 x scoop & 1/2 cup water into urinal
 - 1x / week

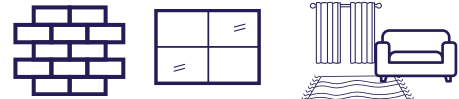


Hazards:
Causes serious eye irritation.

General solutions



For:



Walls & ceilings **Window frames** **Carpets, curtains & upholstery**

Removes:

- Mould spores
- Stains



Hazards:

Causes serious eye irritation.




1.



Fill bottle to level indicated on label with warm water

2.




Add sachet to bottle. Shake for 60 seconds, the liquid turns blue.

3.



Wait 5mins. Once liquid is clear it's ready for use

4.



Spray onto surface. Wait 15mins, wipe off excess moisture

For:



Furniture & appliances **All hard surfaces incl. walls & floors**

Removes:

- Soil, dirt & grime
- Light grease
- Hand marks
- Odours



Surface Cleaning

1.




Add, 1 scoop & water

2.



Shake until dissolved

3.



Spray onto cloth or directly to surface

4.



Wipe away

Wet mopping

1.



Add, 1 scoop & 5 Lt of water into mop bucket

2.



Wait for granules to dissolve.

3.



Mop all flooring surfaces.

For:



Drains **Toilets** **Septic tanks & sluices**

Removes:

- FOGs
- Odours



Hazards:

Causes serious eye irritation.



1.



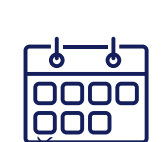
Add 1 scoop into the asset

2.



Follow with ½ cup of water or flush toilet

3.



Dose weekly

Kitchen solutions



For:



Grease traps & pits

Removes:

- FOGs
- Odours



1.



Take a sachet of FOGZAP

2.



Place into the treatment area

3.



Leave to dissolve over a week

4.



Dose weekly

For:



Grease traps & pits



Wet wells

Removes:


- FOGs
- Odours



Hazards:

Causes serious eye damage.

FOGBLOCK



1.



Suspend FOGBLOCK in its mesh netting into the treatment area

2.



Replace once its completely digested (Approx.: 8-12 weeks)