



MOULDZAP

A chlorine-free solution that eliminates mould, spores, and stains without the need for toxic chemicals

What makes it different?

MOULDZAP is a pioneering chlorine-free solution that's safe, eco-friendly, and more effective than traditional mould removers. Its innovative formula turns blue on contact with water, clearing when ready to use.

MOULDZAP delivers powerful, sustainable cleaning with long-lasting mould protection.


Benefits

- ✓ Non-toxic, pH-neutral, oxygen-based formula
- ✓ Removes stains without bleaching or fading
- ✓ No scrubbing required
- ✓ Reduce exposure to allergens and mycotoxins

Where can I use it?

- ✓ All bathroom surfaces, walls and ceilings
- ✓ Painted and papered plasterboard
- ✓ uPVC and timber window frames
- ✓ Carpets, curtains and upholstery
- ✓ Damp and water-damaged areas

Before MOULDZAP




After one application



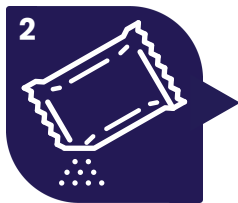
After wiping dry



How do I use MOULDZAP?




1 Fill bottle to top of label with warm tap water



2 Pour sachet contents into bottle and shake for 60 seconds



3 Shake the bottle every few minutes until the blue colour fades (5-15 minutes)



4 Once the solution is no longer blue, the spray is ready to apply



5 Coat the entire mould affected area and leave for 30 minutes



6 Scrubbing not required - wipe off moisture with an absorbent cloth