



SmartDose™ Products

How to Dispense

Fill your bottle, bucket or autoscrubber with the desired amount of water before adding your chemical.



1. Turn the control knob to select the appropriate icon.
























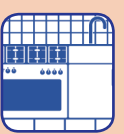










2. Pull up on control knob one time to prime the pump.



3. Push the knob down fully to pump a precise dose of concentrate needed for the correct dilution when mixed with water.



4. Turn the control knob to the locked position when finished.

PRODUCT	APPLICATION	DIRECTIONS		DILUTION	SAFETY	PPE
HOUSEKEEPING						
<div>*Glance NA</div> <div></div>	Glass and Multipurpose Cleaner		<div>1. Fill spray bottle or bucket with cold water.</div> <div>2. Apply to surface to be cleaned.</div> <div>3. Wipe with clean cloth or towel to dry.</div>	<div> 1.40</div> <div> 1.50</div>	<div>WARNING</div> <div>Hazard: Causes serious eye irritation.</div> <div>Prevention: Wash face, hands and any exposed skin thoroughly after handling.</div>	<div></div> <div></div>
<div>*PERdiem</div> <div></div>	General Purpose Cleaner with Hydrogen Peroxide		<div>Heavy Duty Spray & Wipe Cleaning, Restroom Cleaning & Carpet Spotting: Dispense into spray bottle. Spray and wipe surfaces or apply product to carpet spot, agitate and rinse with water.</div> <div>Daily Floor Cleaning: Dispense into bucket or autoscrubber with cold water. Apply to floors and allow to air dry or pick up excess water prior to opening to traffic.</div> <div>Carpet Pre-spray or Extraction cleaning: Use at 1:256. Pre-spray area to be cleaned and extract with water.</div> <div>If being used on carpet for the first time, test in an inconspicuous area.</div>	<div> 1.64</div> <div> 1.256</div>	<div>WARNING</div> <div>Hazard: Causes skin and serious eye irritation.</div> <div>Prevention: Wash face, hands and any exposed skin thoroughly after handling. Wear protective gloves.</div>	<div></div> <div></div>
Stride Citrus HC	Neutral Cleaner		<div>Mop and Bucket Floor Cleaning:</div> <div>1. Fill bucket with 10L of water. Rotate to autoscrubber fill to dilute at 1:375.</div> <div>2. Apply product to floor being cleaned.</div> <div>3. Pick up soil and excess cleaner with a tightly wrung-out cleaning mop.</div> <div>Automatic Scrubber Floor Cleaning:</div> <div>1. Scrub with red pad daily.</div> <div>2. Double-scrub with green/blue pad before recoating or restoring. Trail mop machine turns, edges and lowspots to pick-up cleaning solution left behind by machine.</div> <div>Spray and wipe cleaning: Apply to surface being cleaned. Wipe and let surface dry.</div>	<div> 1.375</div> <div> 1.750</div>	<div>WARNING</div> <div>Hazard: Causes serious eye irritation.</div> <div>Prevention: Wash face, hands and any exposed skin thoroughly after handling.</div>	<div></div> <div></div>
WASHROOM						
Crew Restroom	Restroom Floor & Surface Cleaner - Commercial Grade Disinfectant		<div>To disinfect inanimate, hard non-porous surfaces::</div> <div>1. Dilute according to label directions.</div> <div>2. Apply solution with a mop, cloth, sponge or hand-pump trigger sprayer so as to wet all surfaces thoroughly.</div> <div>3. Allow to remain wet for 10 minutes then remove excess liquid.</div> <div>4. For heavily soiled areas, a pre-cleaning step is required. Prepare a fresh solution for each use.</div> <div>Do not mix with detergents or other chemicals.</div> <div>Discard diluted solution after use.</div>	<div> 1.256</div> <div> 1.256</div>	<div>DANGER</div> <div>Hazards: Flammable liquid and vapour. Causes severe skin burns and eye damage. Corrosive to the respiratory tract. Harmful if swallowed.</div> <div>Prevention: Keep away from heat, hot surfaces, sparks, open flames and other ignition sources. No smoking. Do not breathe spray. Wash face, hands and any exposed skin thoroughly after handling. Do not eat, drink or smoke when using this product. Wear protective gloves, protective clothing and eye or face protection.</div>	<div></div> <div></div>
KITCHEN						
Multi-Purpose	General Purpose Cleaner		<div>1. Apply use dilution to surface being cleaned.</div> <div>2. Wipe and let surface dry.</div> <div>3. Rinse with potable water is required if used on equipment that will be returned to a food processing area.</div>	<div> 1.40</div> <div> 1.40</div> <div> 1.50</div>	<div>DANGER</div> <div>Hazards: Causes skin irritation and serious eye damage.</div> <div>Prevention: Wash face, hands and any exposed skin thoroughly after handling. Wear protective gloves, protective clothing and eye or face protection.</div>	<div></div> <div></div>
Surface Sanitiser	No rinse Surface Sanitiser		<div>1. Apply diluted solution liberally to the pre-cleaned surface to be sanitised.</div> <div>2. Allow contact time of 1 minute and let surface air dry.</div> <div>3. Direct contact with prescribed goods must be prevented and treated surfaces adequately drained before processing operations resume.</div>	<div> 1.40</div> <div> 1.50</div>	<div>DANGER</div> <div>Hazards: Causes skin irritation and serious eye damage.</div> <div>Prevention: Wash face, hands and any exposed skin thoroughly after handling. Wear protective gloves and eye or face protection.</div>	<div></div> <div></div>

* This product meets the Green Seal™ standard for industrial and institutional cleaners based on its reduced human and environmental toxicity and reduced volatile organic compound content. Green Seal™ Certified mark is a registered certification mark owned by Green Seal, Inc.

Change unused solution regularly. DO NOT DISCARD BOTTLE. Rinse bottles thoroughly and allow to air dry before refilling. Please refer to SDS and product labels for additional information For assistance and advice with chemical emergencies phone 1800 033 111

If you have any questions, please contact Diversey Customer Service Phone 1800 647 779 Fax 1800 626 322